

Revised Felicity

Corinne Heath: Choreographer

Overview

<u>Section</u>	<u>Dancer Counts</u>	<u>Measures</u>	<u>Meter</u>
Intro to Minuet	1(8)	8	3/4
Bows (Honors)	1(8)	8	3/4
Minuet	4(8)'s	32	3/4
Intro to Country Dance	4(8)'s	16	2/4
Country Dance	8(8)'s	32	2/4
Intro to Reel	4(8)'s	16	2/4
Reel	8(8)'s	32	2/4

Ritard uncounted

Minuet

1(8)
1(4)

8

4

3/4

3/4

Steps Minuet, Gallops, Skips, Walks

Dancer Counts

1(8) = first 8 in section

2(8) = second 8 in section

3(8) = third 8 in section

and so on...


Minuet Revised FelicityMeter = $3/4$

One measure of music = 3 beats

One dancer count = one measure of music

The choreography is done in phrases of 8's and is counted:

one, 2, 3
 two, 2, 3
 three, 2, 3
 four, 2, 3
 five, 2, 3
 six, 2, 3
 seven, 2, 3
 eight, 2, 3



= 1 (8)

One minuet step takes two measures of music
 or in dancers counts: one 2, 3; two 2, 3.

Dance Instructions Revised Felicity

Page 2

Intro to Minuet 1(8)

Dancers wait one, 2, 3
and enter stage
as seen on
video.

On two, 2, 3
three, 2, 3
four, 2, 3

Adults walk towards
each other and
take hands. Children
hold in positions.
The boys are in
fifth position R.
foot front. The
girls are in fifth
position L. foot
front.

On five, 2, 3
Six, 2, 3

Adults walk
down stage.

On seven, 2, 3
eight, 2, 3

the man takes
off his hat

Revised Felicity
Bow (Honors) 1(8)

Page 3

Honors (Bow and
Courtesy) are done
as demonstrated
on video.

Minuet

1(8)

(See video for
demonstration
of minuet step.)
Adults do two
minuet steps
toward children
(Man turns to
his right or
clockwise. Woman
turns to her
left or counter
clockwise)

This is counted

one, 2, 3

two, 2, 3

three, 2, 3

four, 2, 3.

Man and woman
face each other
offer each other

Minuet 1(8) continued

their right hand and continue to do minuet step in circle moving clockwise.

This is counted

five, 2, 3

six, 2, 3

seven, 2, 3

eight, 2, 3.

The children hold position for:

one, 2, 3

two, 2, 3

three, 2, 3

four, 2, 3.

They do minuet step passing between each other as shown on video.

This is counted:

five 2, 3

six 2, 3

seven 2, 3

eight 2, 3

Minuet 2(8)

The adults,
continue minuet
in circle for
8 dancer counts:

one, 2, 3

two, 2, 3

three, 2, 3

four, 2, 3

five, 2, 3

six, 2, 3

seven, 2, 3

eight, 2, 3

The children
continue doing
the minuet step
to positions
as seen on
video. When
they reach their
position the boys
take 5th position

R. foot front.

The girls take 5th
position L. foot

This takes 4
dancer counts and
is counted

one, 2, 3

two, 2, 3

three, 2, 3

four, 2, 3

Minuet

Revised Felicity

Page 6

The girls and boys
walk downstage L.
diagonal to positions
as shown on video
The counts are

five, 2, 3

six, 2, 3

seven, 2, 3

eight, 2, 3

Boys are in 5th position
R. foot front. Girls are
in 5th position L.
foot front.

The children Bow
as shown on video.

The counts are

one, 2, 3

two, 2, 3

The boys put their
hats on. The
girls turn and
walk as on video
Counts are

three, 2, 3

The girls continue to
walk and react
to boys as on
video

3(8)

Minuet

Revised Felicity Page 7

One boy kicks
the other on
four, 2, 3

They take a
fencing position
and pretend
to fight as on
video for
counts

five, 2, 3

six, 2, 3

seven, 2, 3

The man sees
them fighting,
claps and steps
between them
on counts

seven, 2, 3

on counts

eight, 2, 3 everyone
is in position
as on video.

Minuet

4(8)

Everyone does
one minuet
step backwards
on counts one, 2, 3
~~two~~, 2, 3 the boys &
The man turn
clockwise. The man
moves between the
boys. The girls and
woman do one
minuet step forwards
on counts

three, 2, 3

four, 2, 3

Couples take
hands as shown
on video on
counts

five, 2, 3

six, 2, 3

seven, 2, 3

eight, 2, 3

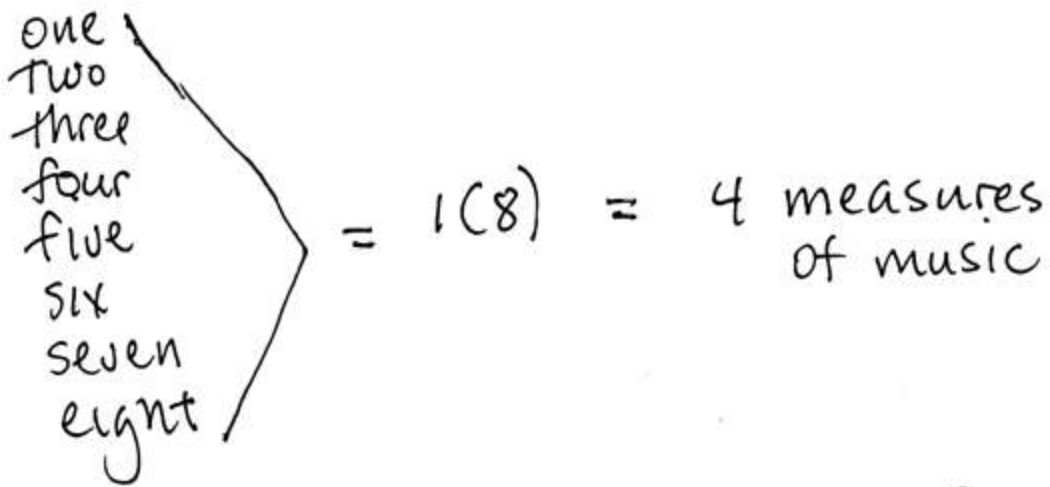
Country Dance

Meter $\downarrow = 2/4$

One measure of music = 2 beats

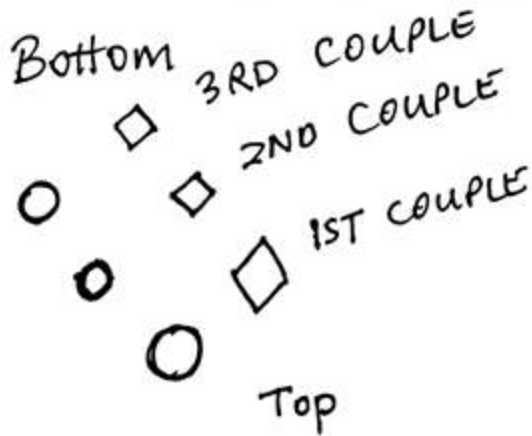
One dancer count = 1 beat of music

The choreography is done in phrases of 8's and is counted:



Formation: 3 Couples Longways

○ = women
□ = men



Dance Instructions

Intro to Country Dance 1(8)

Couples do
right hand
turns as on
video on
counts:

one
two
three
four
five
six
seven
eight

2(8) Couples do
left hand turn
as on video on
counts:

one
two
three
four
five
six
seven
eight

Intro to Country Dance

Page 11

3(8) Couples go through arches as on video. Counts are:
one
two
three
four
five
six
seven
eight

4(8) Man and boys swing partners to position as on video. Counts are:
one
two
three
four
five
six
seven
eight

Country Dance 1(8)

Page 12

Partners skip
towards each
other on
counts
one
two
three
and bow slightly
on count
four

All skip back to
place
five
six
seven
eight

2(8) All turn with
partners as
on video.

Country Dance

3(8) First^(top) couple
takes hands
and gallops
down the inside
of the lines
while the last^(bottom)
couple skips
up the outside
of the lines as
on video.
First^(top) and last^(bottom)
couple have
exchanged places

4(8) Above is repeated
with the new
first and last
couple

During this time
middle couple does
four balances
in place, four balances
turning as on video
Repeat.

Country Dance

5(8) All circle
clockwise

6(8) All circle
counter clockwise

7(8) First couple takes
^(top)
right hands passes
by each other and
skips around ^{outside} middle
couple, taking their
place. Middle couple
balances in position

Four counts and
gallops to first ^(top)
couple position
four counts as on
video

8(8) Middle couple takes
left hand passes
by each other and
skips around
outside of last
couple

This is called a
progressive set
dance. The top
couple goes to the
bottom. All other
couples progress one
position up the
set

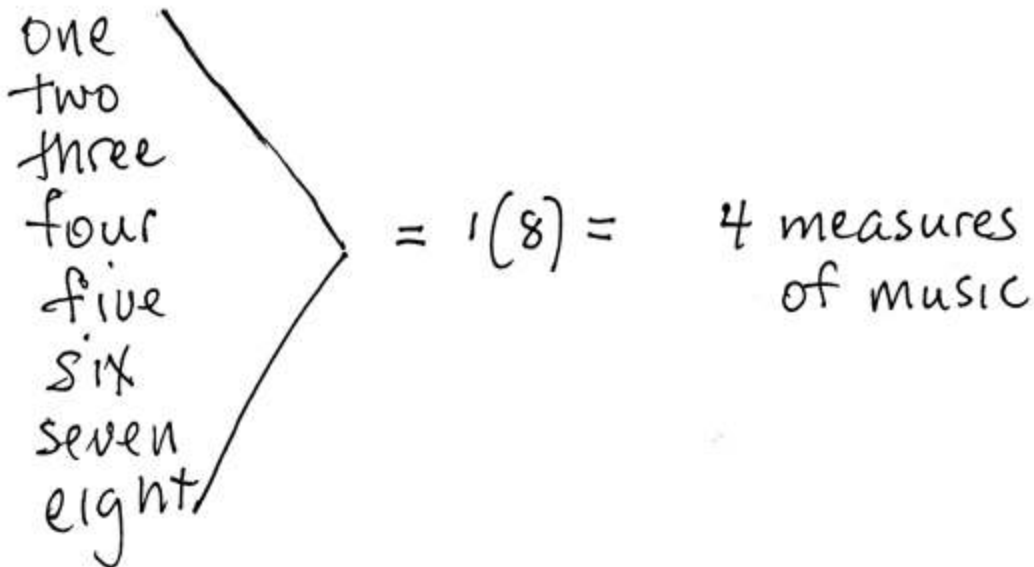
Reel

Meter = 2/4

One measure of music = 2 beats

One dancer count = 1 beat of music

The choreography is done in phrases of 8's and is counted



Intro to Reel 1(8) Adults move upstage center as on video. Children walk to their lines as on video. Girls have L. foot front in 5th position. Boys have R. foot front in 5th position.

2(8) Boys take off hats on counts one two they step backwards on L. foot bending left knee R. knee is straight right foot is pointed. They bow on counts three four

Revised Felicity Page 18

Intro to Reel

Girls hold position
on counts

one

two

and bow by doing
a plié on counts

three

four

All finish bows as
on video on counts

five

six

seven

eight

Man and woman
bow to each other
and exit as on
video

Reel

Revised Felicity Page 19

1(8)

Girls and boys
skip in circle

2(8)

Girls and boys
skip in circle
as on video
ending facing
each other as
partners

3(8)

Everyone skips
forward and does
a back-to-back
(like a do-si-do)

4(8)

Repeat.
as on video

5(8)

Partners do R.
elbow swing, two
times around
L arms are
up as on
video

Reel

Revised Felicity Page 20

6(8)

Everyone takes hands and skip.

7(8)

in line and continues for two phrases of 8

8(8)

Everyone forms circle with R. arms over head and R. hands touching and skips clockwise.

9(8)

Turn and form same circle skipping counterclockwise.

Boys put outside hand on hip.

Girls use outside hand to hold skirt as on video.

Revised Felicity Page 21

Reel

10(8) The circle unwinds
to a line. The
center couple
makes an arch
still holding hands
with the center
couple the end boy
and girl goes
through the arch
making a loop
figure as on
video.

Man and woman
enter. See children
peck through arch
and man claps
and calls the
children to order.

Ritard

Man + woman walk through center
children take big
step side to make
room as on video

Minuet

1(8)

Girls and boys follow woman and man off stage in the pattern shown on video.

1(4)

Last boy and girl turns and waves to each other.